








Clumping cat litter versus non-clumping cat litter: The scoop



Clumping cat litter versus non-clumping cat litter: The scoop

SHARE

-  [Facebook \(opens in new window\)](#)
-  [Twitter \(opens in new window\)](#)
-  [Pinterest \(opens in new window\)](#)
-  [Download \(opens in new window\)](#)
-  [Email \(opens in new window\)](#)
-  [Print \(opens in new window\)](#)

You probably know that there are two main types of cat litter: clumping and non-clumping. But you might not know which is best. The truth is there isn't a simple answer to that, and it's about finding what's better for you and your cat. (Mainly them, if we're honest. We all know we're owned by our cats and not the other way round!)

Here we take a look at the pros and cons of both types of litter, and why it's important to get it 'right'.

Non-clumping litters

Non-clumping litters, such as [Catsan™ Hygiene Plus Litter](#), absorb a large volume of liquid and lock away odours. This means if you remove any faeces daily, the litter tray will stay fresh for up to a week (that's if you're using Catsan™ - less high-quality litters will need changing every few days). Once a week, you'll need to completely empty the litter tray, clean it and then fill it with fresh litter. This is a more frequent cleaning routine than if you were using a clumping litter but it's still not very arduous.

The other things to bear in mind about non-clumping litters is they are less heavy to carry when you're out shopping and some cats prefer their texture. They're also the best litter for kittens under 12 months of age because they're less likely to cause trouble if eaten and kittens, being curious little creatures, have a tendency to eat everything in sight!

Clumping litters

With clumping litters the clue is in the name! They form a solid clump around urine or faeces so that you can just remove that without having to empty the entire litter tray (make sure you top up with extra litter to make up for what you've removed). This means you can do a thorough clean of the litter tray less often, although it's important to remember that cats are fastidious about cleanliness and have a highly-developed sense of smell. This means you need to keep their litter tray in tip-top shape.

If you are going for a clumping litter, try [Catsan™ Ultra Plus Litter](#) or [Catsan™ Natural clumping litter](#).

Why it's important to get it right

As a cat lover, you probably don't need to be told that cats can be fussy - and sometimes if we're honest, downright finicky! This means if they're not happy with their litter, they might avoid using the litter tray altogether. This can result in them eliminating in places where you'd rather they didn't and, worse still, make your feline friend stressed and unhappy.

Do bear in mind that cats tend to get set in their ways so, if you're trying a new litter, you have to mix it in gradually with their old one to give them a chance to get used to it.

The golden rule to choosing cat litter

Whether you use clumping or non-clumping litter you need to keep the litter tray scrupulously clean and fresh smelling. Your cat expects - and deserves - nothing less!

Your at-a-glance guide:

CLUMPING LITTER

- Forms a clump around urine and faeces that can be easily removed
- Litter will need to be completely changed less often
- Not recommended for kittens
- Usually higher tracking
- Dust is often less visible
- Heavier
- Some cats prefer it

NON-CLUMPING LITTER

- Absorbs urine and locks away odours
- Litter will need to be completely changed relatively frequently
- Recommended for kittens
- Usually lower tracking
- Dust can be more visible

- Lighter
- Some cats prefer it



The ultimate guide with everything you need to know about cat litter

[FIND OUT MORE](#)

The perfect litter for every cat



CATSAN™ WOOD COMFORT

[SEE DETAILS](#)

BUY NOW



CATSAN™ HYGIENE Plus

[SEE DETAILS](#)

BUY NOW



CATSAN™ SMART Pack™

[SEE DETAILS](#)

BUY NOW



CATSAN™ ULTRA Plus

[SEE DETAILS](#)

BUY NOW



CATSAN™ NATURAL

[SEE DETAILS](#)

BUY NOW

You might be interested in...



[How to get rid of cat pee smell guide](#)

Does your cat leave a lingering smell when they pee? Find out how to get rid of cat pee smell with our guide on how to remove the smell of cat urine.

[READ MORE](#)



[Why does my cat headbutt me: is it a sign of affection?](#)

Let's face it, in the human world, a headbutt isn't really the done thing.

[READ MORE](#)



[Where to put the cat litter box: the dos and don'ts](#)

As cat lovers we know our feline friends are somewhat, ahem, particular about things.

[READ MORE](#)



[How to get a cat to like you: Our top 10 tips](#)

The idea that cats are unfriendly creatures is an unfair one so, if you've recently introduced a new cat into your home, be assured there is no reason why the two of you shouldn't become firm friends.

[READ MORE](#)

Source URL:

<https://www.catsan.co.uk/cat-litter-tips-and-advice/clumping-cat-litter-versus-non-clumping-litter-cat-litter-the-scoop>